


LOS81125

TEAM LOSI[®] MINI-T[™] ADJUSTABLE BALL DIFFERENTIAL



www.teamlosi.com



TEAM LOSI[®] MINI-T[™]

ADJUSTABLE BALL DIFFERENTIAL

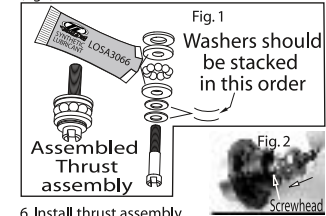
Installing your Ball Differential

1. Remove the six screws from the bottom of the chassis leaving 7th screw in the middle untouched.
2. Remove upper tranny screw and and slide tranny out
3. Remove Rear Bumper/Motor Guard
4. While holding the tranny in your hand, remove the three screws and left side of tranny case.
5. Remove the lower diff gear, spider gears, outdrives and bearings.
6. Install your Mini T diff with the diff adjusting screw facing outwards away from the gear cover side.
7. Reverse order to re-install your differential/tranny.

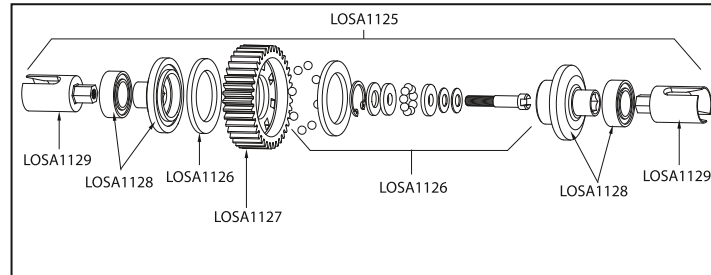
Rebuilding your Mini-T Diff

1. Remove your ball differential from your tranny.
2. Remove left outdrive cup and loosen diff adjusting screw with a small flathead screw driver or a .050 allen wrench. Remove right side outdrive assembly
3. Clean diff gear, diff rings and balls. If needed, replace worn parts and lube with Losi Silicone Diff Grease LOSA3065
4. Remove "C" clip from male outdrive half and carefully remove diff thrust assembly.

5. Clean all thrust components and replace if needed. Reassemble thrust components (fig1).



6. Install thrust assembly into male outdrive as shown in Fig 2. Install a new "C" Clip.
7. While holding male outdrive half install large diff washers, diff gear with balls.
8. Apply thread lock to diff screw and reassemble diff. Carefully bottom the diff screw out and back the screw out 1/16th of a turn. Your diff is now set.
9. Reassemble tranny



- LOS81125 Ball Diff w/Outdrive Bearings (Mini-T)
- LOS81126 Ball Diff Rebuild Kit (Mini-T)
- LOS81127 Ball Diff Gear Only (2) (Mini-T)
- LOS81128 Ball Diff Halves w/Bearings (Mini-T)
- LOS81129 Ball Diff Outdrive Set (Mini-T)

LOS81125



6 05482 13830 4

4710 East Gault Road
Ontario, CA 91761-8106
PH 909.390.9595
F 909.390.5356
E feedback@teamlosi.com

HORIZON

©2004 TEAM LOSI
A DIVISION OF HORIZON HOBBY, INC.

MADE IN TAIWAN 6935