

SETUP SHEET

Track:

Driver: _____

- | | | |
|--|---------------------------------|--------------------------------------|
| <input type="checkbox"/> Indoor | <input type="checkbox"/> Smooth | <input type="checkbox"/> Slippery |
| <input type="checkbox"/> Outdoor | <input type="checkbox"/> Rough | <input type="checkbox"/> High-Bite |
| <input type="checkbox"/> Tight / <input type="checkbox"/> Open | | <input type="checkbox"/> Blue-Groove |

Date: _____

XXX-SCT

FRONT SUSPENSION *(Circle or Check the Appropriate Settings)*

In _____ °
Toe Out _____ °

Ride Height _____

Camber - _____ °
 + _____ °

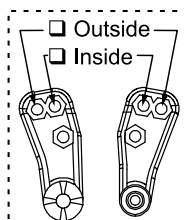
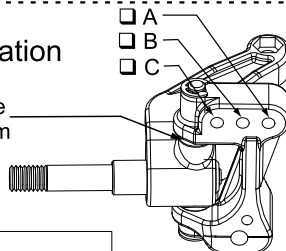
Caster Stock _____ °
 Other _____ °

Sway Bar No
 Yes size: _____

of washers under steering / tie-rod ball studs
Spindle ball stud: _____
Bellcrank ball stud: _____

Spindle Location

- A
 B
 C
- Top
 Middle
 Bottom

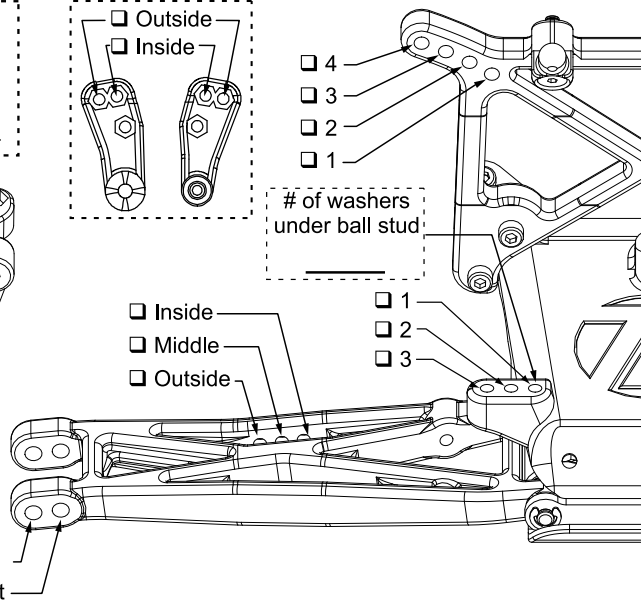


- 4
 3
 2
 1

of washers under ball stud: _____

- Inside
 Middle
 Outside

- 1
 2
 3



Front Shocks

Oil: _____

Piston: _____ Standard / Drilled

Spring: _____ Internal: Yes / No

Limiters: Inside- _____ Outside- _____

REAR SUSPENSION

Inside _____ °
Toe-In Outside _____ °

Pivot Support _____ No Shim
 Shim Under Front
 Shim Under Rear } # of shims: _____

Ride Height _____

Camber - _____ °
 + _____ °

Drive Shafts Dogbones Aluminum
 CVDs Steel

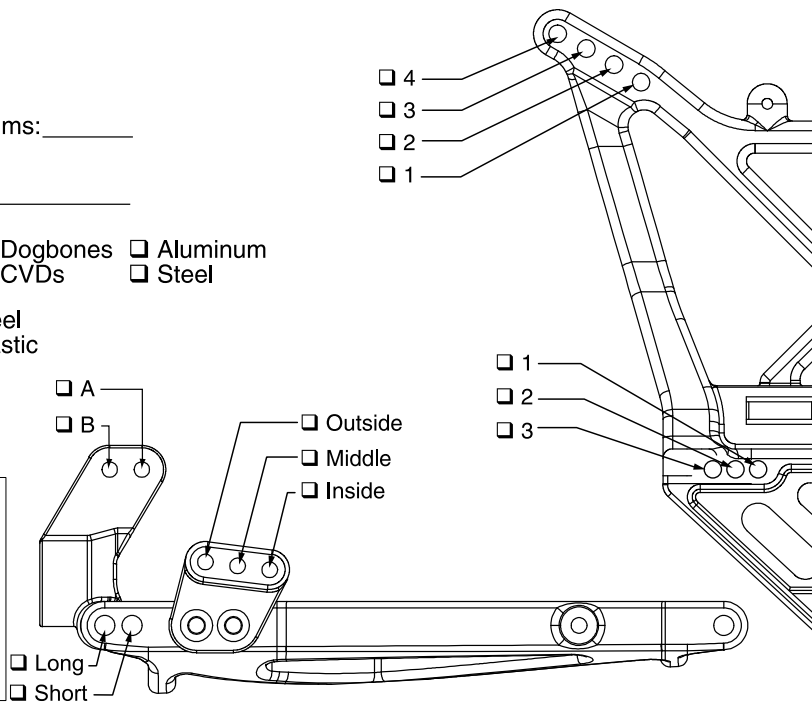
Rear Hub Spacing Forward
 Center Steel
 Rear Plastic

Sway Bar No
 Yes size _____

- A
 B

- Outside
 Middle
 Inside

- 1
 2
 3



Rear Shocks

Oil: _____

Piston: _____ Standard / Drilled

Spring: _____

Limiters: Inside- _____ Outside- _____

Tires

Front: _____

Rear: _____

Compound

Foam

Motor: _____ Pinion/Spur: ____ / ____

Battery Position: _____

Weather Conditions/Notes: